

Silver Line
WINDOWS • DOORS™

offerings



Something for every home.

Not every home requires the same solution. Not every homeowner has the same taste. With a range of solutions, Silver Line® windows and patio doors have just what you need to help make your house your home.



Energy efficient in any climate.

Silver Line products are ENERGY STAR® certified, which results in greater energy efficiency virtually anywhere you live, helping to reduce energy bills and make your home more comfortable year-round.



Options that fit your style.

No matter what style of home you'd like to create, our window types, color options, and grille pattern choices help personalize your windows and doors.



Windows for new construction.

To help make installation and finishing easier, we offer a variety of frame types. Choose from full-frame windows with a **nauling flange** for installation in most rough openings, a **nauling flange with J-Channel** for easy trimming of the siding to the window or a **masonry flange** for installation in homes with masonry block construction. In addition to new construction, all of these window types may be used for replacement projects.

Windows replacement made easy.

Silver Line offers insert windows that fit into your existing window frames. Insert windows improve energy efficiency and sash operation, and offer the appearance of new windows while saving time and money. Plus, there's no need to remove your home's interior or exterior trim, so there's less disruption to your home.



Tougher windows for coastal areas.

Impact-resistant glass and structural upgrades are available to meet tough coastal area building codes. See your local building code official for specific requirements.



Smart technology for a smarter home.

For peace of mind, Silverline offers optional wireless sensors that let you know if your windows and patio doors are open or closed when properly configured and maintained with a professionally installed security system compatible with Honeywell 5800 controls. They feature a compact design and are available in a variety of colors to blend in with your windows, patio doors and home decor.



A range of choices for a variety of homes.


Whether you prefer traditional styling, a contemporary look, a lot of options or just the basics, there are two series of Silver Line® windows and patio doors to help meet your needs and your budget.



V3 SERIES

FEATURES

- Wide profiles for a more traditional look
- Variety of features, options and sizes
- Available with glass options that are ENERGY STAR® certified for greater energy efficiency
- Low-maintenance vinyl construction inside and out
- Custom sizes available
- Backed by industry-leading Limited Lifetime Warranty

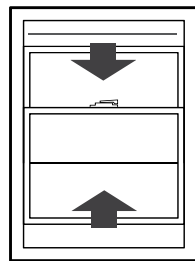


Window & patio door types.



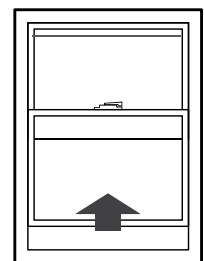
Double-Hung Windows

A double-hung window has two vertically sliding sashes in a single frame. Double-hungs lift open while remaining flush with the wall, making them ideal around patios, decks and walkways.



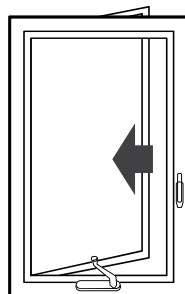
Single-Hung Windows

This window looks like a double-hung, but only the bottom sash moves up and down.



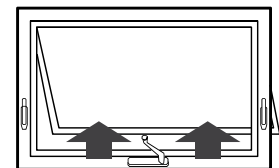
Casement Windows

Casement windows are hinged windows that, with a turn of a crank, open outward to the right or left. Casements are common above kitchen sinks and offer great flexibility for grouping with other windows in stunning combinations.




Awning Windows

Awning windows are hinged at the top and open outward. They catch breezes from the left or the right and are often used above, below or alongside stationary (non-opening) windows.




Bay & Bow Windows

Bay and bow windows combinations that project outward from a home. These dramatic combinations can add space, volume and light to a room while bringing more personality to any home.



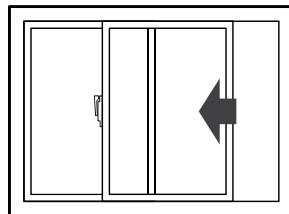
Specialty Windows

Specialty windows are stationary windows characterized by their shapes, including curves and angles. They can make a signature statement in your homes as well as provide a delicate lighting accent.




Gliding Windows

Gliding windows feature two sashes, with at least one of the sash sliding horizontally past the other. They give you the advantages of double-hung windows with a more contemporary look.



Gliding Patio Doors

Gliding patio doors have one door panel that glides smoothly past another door panel, so they save room both inside and out.



V1 Series patio door with blinds-between-the-glass

DOUBLE-HUNG WINDOWS



V3 SERIES

Double-Hung Windows

Features and Benefits

- Designed for new construction or easy window replacement
- Colonial brick mould design for classic styling
- Tilt-in top and bottom sash for easy cleaning
- fusion-welded, heavy-duty vinyl for strength and durability
- Integral J-channel is optional for attractive trimming of exterior siding
- Available with glass options that are ENERGY STAR® certified for greater energy efficiency



CASEMENT & AWNING WINDOWS



V3 SERIES

Casement & Awning Windows

V3

Casement & Awning Windows


Features and Benefits

- Designed for new construction or easy window replacement
- Wide profiles with curved detail for an upscale design
- Opens effortlessly for ventilation
- Folding handle eliminates interference with shades of blinds
- Fusion-welded, heavy-duty vinyl for strength and durability
- Dual weatherstripping virtually eliminates drafts for a more comfortable, energy-efficient home
- Integral J-channel is optional for attractive trimming of exterior siding
- Available with glass options that are ENERGY STAR® certified for greater energy efficiency
- On casements, a multi-point locking system operates from a single, low-profile lever for easy use and added security

Casement Window



Awning Window



Exterior Colors	
White	<input checked="" type="checkbox"/>
Beige	<input checked="" type="checkbox"/>
Sandtone	<input checked="" type="checkbox"/>
Dark Bronze*	<input checked="" type="checkbox"/>
Interior Colors	
White	<input checked="" type="checkbox"/>
Beige	<input checked="" type="checkbox"/>
Sandtone	<input checked="" type="checkbox"/>
Glass	
Low-E	<input checked="" type="checkbox"/>
Low-E SmartSun™	<input checked="" type="checkbox"/>
Low-E Sun	<input checked="" type="checkbox"/>
Low-E PassiveSun®	<input checked="" type="checkbox"/>
Low-E PassiveSun w/HeatLock®	<input checked="" type="checkbox"/>
Grilles	
Finelight,™ Flat Profile	<input checked="" type="checkbox"/>
Finelight, Contour Profile	<input checked="" type="checkbox"/>
Simulated Divided Light	<input checked="" type="checkbox"/>
Insect Screens	
Full	<input checked="" type="checkbox"/>
Half	<input type="checkbox"/>
Frame Types	
Insert Frame	<input checked="" type="checkbox"/>
Nailing Flange w/J-channel	<input checked="" type="checkbox"/>
Nailing Flange	<input checked="" type="checkbox"/>
Masonry Flange	<input type="checkbox"/>
Additional Options	
Coastal Upgrades	<input checked="" type="checkbox"/>
Open/Closed Sensors	<input checked="" type="checkbox"/>

GLIDING WINDOWS




V3 SERIES

Gliding Windows

Features and Benefits

- Designed for easy window replacement
- Colonial brick mould design for classic styling
- Durable rollers for smooth operation
- Fusion-welded, heavy-duty vinyl for strength and durability
- Available with glass options that are ENERGY STAR® certified for greater energy efficiency



BAY, BOW & SPECIALTY WINDOWS



V3 SERIES

Bay & Bow Windows

Silver Line® bay and bow windows offer a large number of options, including exterior colors, interior wood species and finishes, and an insulated seatboard that helps keep your home more energy efficient.

Features and Benefits


- Bay windows are available with casement or double-hung windows in 30° or 45° projections and offered with 3, 4 or 5 windows
- Bow windows are available with casement windows in 10°, 15°, 25°, 30° or 45° projections and offered with 3, 4 or 5 windows
- Solid wood frame and mullions for excellent strength and durability
- Vinyl exterior for low maintenance
- Adjustable steel cable hanging support system allows for easy window leveling during installation



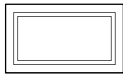
V3 SERIES

Specialty Windows

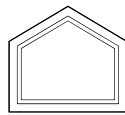
Silver Line® specialty windows include a variety of options featuring elegant arches, dramatic angles and graceful curves, which can be used for either picture or transom windows. They are ideal for complementing your home's style and creating curb appeal. They may be used alone or in combination with other windows,



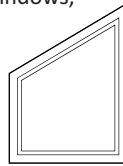
Picture



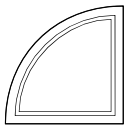
Transom



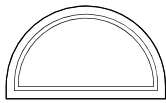
Peak Pentagon



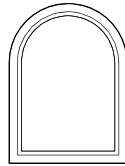
Trapezoid



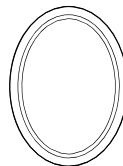
Quarter Circle



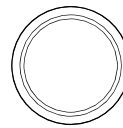
Half Circle



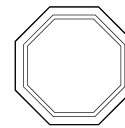
Springline



Oval



Circle



Octagon




Arch



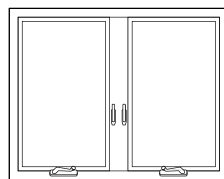
V1 Series circle window

Window Combinations

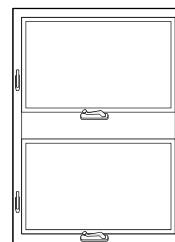
Silver Line has an expansive selection of window combinations that can add a touch of style or create a stunning focal point for your home. Ask your dealer for additional combinations.




Twin Transom over
Twin Double-Hung



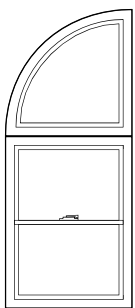
Twin Casement




Twin Stacked
Awning




Half Circle over
Gliding



Quarter Circle over
Double-Hung



Arch over Double-Hungs
and Picture Window



Segments over Double-Hung Windows

GLIDING PATIO DOORS



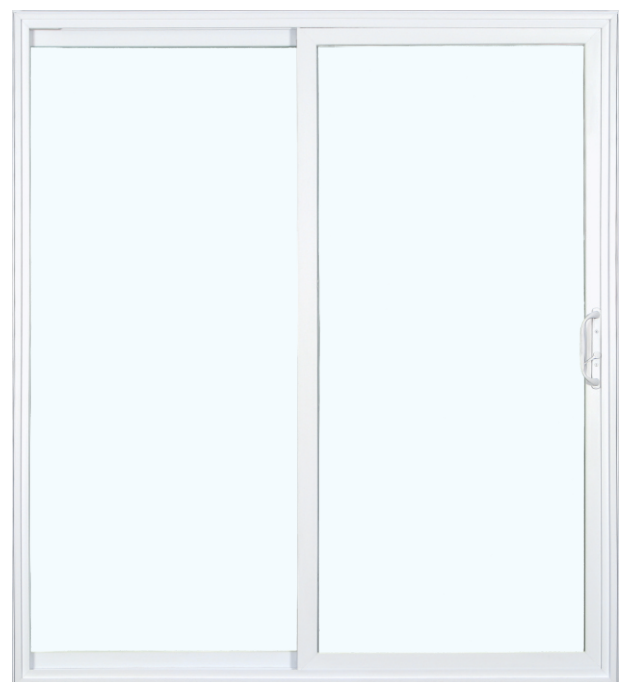
V3 Series gliding patio door

V3 SERIES

Gliding Patio Doors


Features and Benefits

- Thick, wide profiles for a traditional appearance
- Fully assembled for fast, easy installation
- Multi-point locking system operates from a single lever for easy, secure locking
- Durable, self-leveling rollers for smooth, effortless operation
- Steel-reinforced panels for added strength
- Fusion-welded, heavy-duty vinyl for strength and durability
- Integral J-channel for attractive trimming of exterior siding
- Exterior keyed lock for your convenience
- Optional Performance Grade rating upgrade is available on many sizes for additional strength and durability
- Available with glass options that are ENERGY STAR® certified for greater energy efficiency




OPTIONS

Your home should reflect your style. Silver Line® V3 Series and V1 Series windows and patio doors give you the options you need to do exactly that. Choose from interior and exterior colors, hardware, glass and grille options. They're a beautiful way to personalize your windows, patio doors and your entire home.



Colors

All colors are available in the V3 Series and V1 Series, although some exceptions may apply to individual products. White, Beige and Sandtone windows and doors have the same color on both the interior and exterior and are consistent through out the frame and sash, making scratches virtually invisible. The Dark Bronze painted color option is available for exteriors only, and has a white interior.



Hardware

V3

Double-Hung & Gliding Windows Decorative Lock

Select V3 Series double-hung and gliding replacement windows have color-coordinated decorative locks. These locks help bring the window sash close together for a snug and secure hold.



V3

Patio Door Handle

A color-coordinated handle set with a key is included. Or choose an optional Satin Nickel finish.



V3

Casement & Awning Windows Folding Handle and Lock

V3 Series casement and awning windows come standard with a color-coordinated folding handle that eliminates interference with shades and blinds. The coordinating lock has a slim profile and is designed for easy operation.



Folding Handle



Lock

Glass

Silver Line® windows and patio doors are available with a variety of energy-efficient, insulated glass options. This not only helps you to achieve the comfort and energy savings you're looking for, but also makes it possible to get window and patio doors that are ENERGY STAR® v.6.0 - no matter where you live in the country.



Low-E Glass

Most people can enjoy optimal energy performance and comfort with Low-E glass. Low-E glass reflects heat in the summer and helps keep heat inside in the winter, making this a good choice in climates where both heating and cooling cost are a concern.

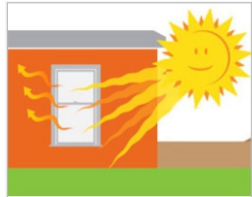
Ideal for: All Climates



SmartSun™ Glass

SmartSun™ glass gives you the benefits of Low-e glass, plus it helps shield your home from the sun's heat and filters out 95% of harmful UV rays while letting sunlight through.


Ideal for: All Climates



Sun Glass

Sun glass offers outstanding thermal performance with a subtle tint that blocks out even more heat from the sun.


Ideal for: Southern Climates



PassiveSun® Glass

If you live in a cold climate, PassiveSun® glass allows the sun to heat your home

Ideal for: Northern Climates



Heat Lock® Technology

HeatLock® coating can be added to most of our glass options and reflects heat that likes to escape your home.

Ideal for: Northern Climates

Additional glass options including tempered, obscure, tinted and laminated are also available. Contact your Silver Line dealer for details

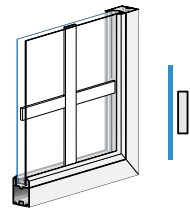
Energy Performance Details

	U-FACTOR	SOLAR HEAT GAIN COEFFICIENT	VISIBLE LIGHT TRANSMITTANCE	UV PROTECTION
GLASS	How well a product prevents heat from escaping.	How well a product blocks heat caused by sunlight.	How much visible light comes through a product.	How well a product blocks ultraviolet rays.
Low-E	● ● ◐ ○	● ● ◐ ○	● ● ● ◐	● ● ● ○
Low-E SmartSun	● ● ◐ ○	● ● ● ○	● ● ● ○	● ● ● ◐
Low-E Sun	● ● ◐ ○	● ● ● ◐	● ● ◐ ○	● ● ● ●
Low-E PassiveSun	● ● ◐ ○	● ◐ ○ ○	● ● ● ◐	● ● ● ◐
Low-E PassiveSun with HeatLock Technology	● ● ● ○	● ● ○ ○	● ● ● ◐	● ● ● ◐
Clear Dual Pane (For comparison only)	● ○ ○ ○	○ ○ ○ ○	● ● ● ●	○ ○ ○ ○

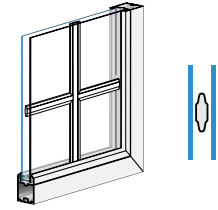
Grilles

Grilles-Between-the-Glass

Finelight™ grilles between-the-glass are available on both V3 Series and V1 Series products, giving you the appearance of divided light while making the window cleaning easier.



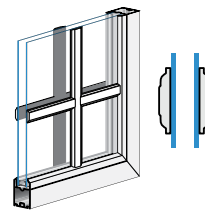
Finelight Flat



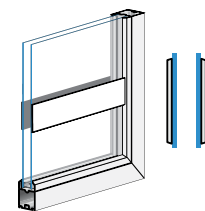
Finelight Contour

Simulated Divided Light

Many of our V3 Series windows and patio doors offer Simulated Divided Light (SDL) grilles, which are permanently attached to both sides of the glass to provide the traditional look of individual glass panes. We also offer a simulated check rail on various windows to provide the look of a double-hung window.



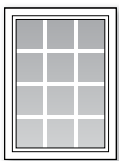
Traditional Simulated
Divided Light Grille



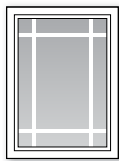
Simulated Check Rail

Grille Patterns


V3 Series and V1 Series windows and patio doors are available with a variety of grille patterns, such as those shown here. Additional patterns are available. See your dealer for details.



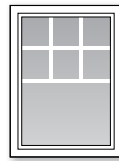
Colonial



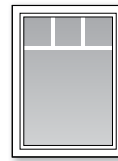
Prairie



Diamond



Colonial
Upper Sash




Valance




Estate



3x1



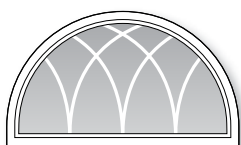
Simulated
Check Rail



Custom

Specialty Grille Patterns

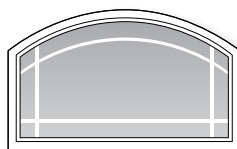
Grille patterns are available for specialty windows. Choose from those shown here, or see your dealer for additional options.




Cathedral



Starburst



Perimeter Prairie



Sunburst



IMPROVING THE VIEW OUTSIDE

Respect for the environment is nothing new at Silver Line.

At Silver Line, we're committed to conserving natural resources wherever we can, from designing and testing new products that will deliver greater energy savings for our customers to more energy-efficient delivery methods — even to printing our brochures. We understand the importance of creating healthier and more energy-efficient homes.



ENERGY STAR® is a joint program of the U.S. Environmental Protection Agency (EPA) and the U.S. Department of Energy (DOE) that helps consumers save

money and protect the environment through energy-efficient products and practices. Silver Line is proud to be an ENERGY STAR partner with our continuing commitment to providing energy-efficient products.



Home Innovation
NGBS GREEN PARTNER™

Energy Efficiency • Resource Efficiency

Silver Line® vinyl windows and patio doors have been Home Innovation NGBS Green Certified for both Energy Efficiency and Resource Efficiency. Silver Line achieved these approvals by providing independent third-party results that our vinyl windows and doors perform to the green practice criteria in the National Green Building Standard. As a result, these products are eligible for points toward National Green Building Certification.



National Fenestration Rating Council®

Silver Line products are certified under the National Fenestration Rating Council's voluntary third-party certification program designed to ensure accurate energy performance ratings and labeling.



Silver Line proudly participates in the WDMA Hallmark

Certification program, which includes product testing and quality control process audits to verify that our windows and doors are produced in conformance with the industry standards for air and water resistance, and structural performance.



silverlinewindows.com



10% POST CONSUMER RECYCLED FIBER

Printed on FSC® certified paper, produced using Green-e certified renewable energy, with 10% post consumer recovered fiber. "ENERGY STAR" is a registered trademark of the U.S. Environmental Protection Agency. All trademarks where denoted are marks of their respective owners. ©2017 Andersen Corporation. All rights reserved. 01/17 Part # 128-9159509

